
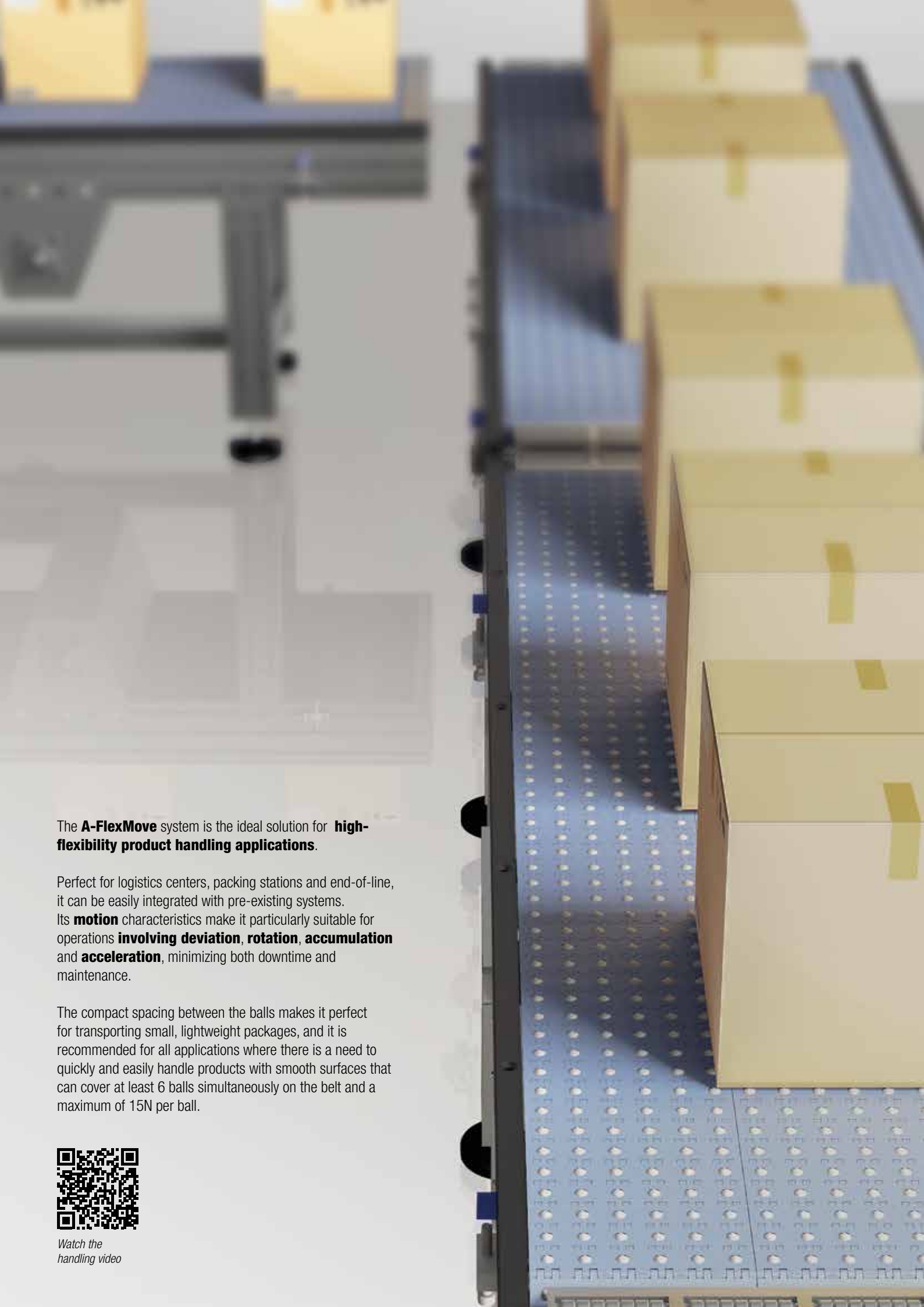


a-FlexMove

high flexibility in product handling



alutec®
we move your business



The **A-FlexMove** system is the ideal solution for **high-flexibility product handling applications**.

Perfect for logistics centers, packing stations and end-of-line, it can be easily integrated with pre-existing systems. Its **motion** characteristics make it particularly suitable for operations **involving deviation, rotation, accumulation** and **acceleration**, minimizing both downtime and maintenance.

The compact spacing between the balls makes it perfect for transporting small, lightweight packages, and it is recommended for all applications where there is a need to quickly and easily handle products with smooth surfaces that can cover at least 6 balls simultaneously on the belt and a maximum of 15N per ball.



Watch the
handling video

DIVERTING AND SORTING

lateral movement

A-FlexMove is the ideal solution for product sorting. Thanks to a modular belt and a conveyor belt positioned in the system, product direction can be controlled by combining the speeds of the two belts.

Perpendicular Outlet

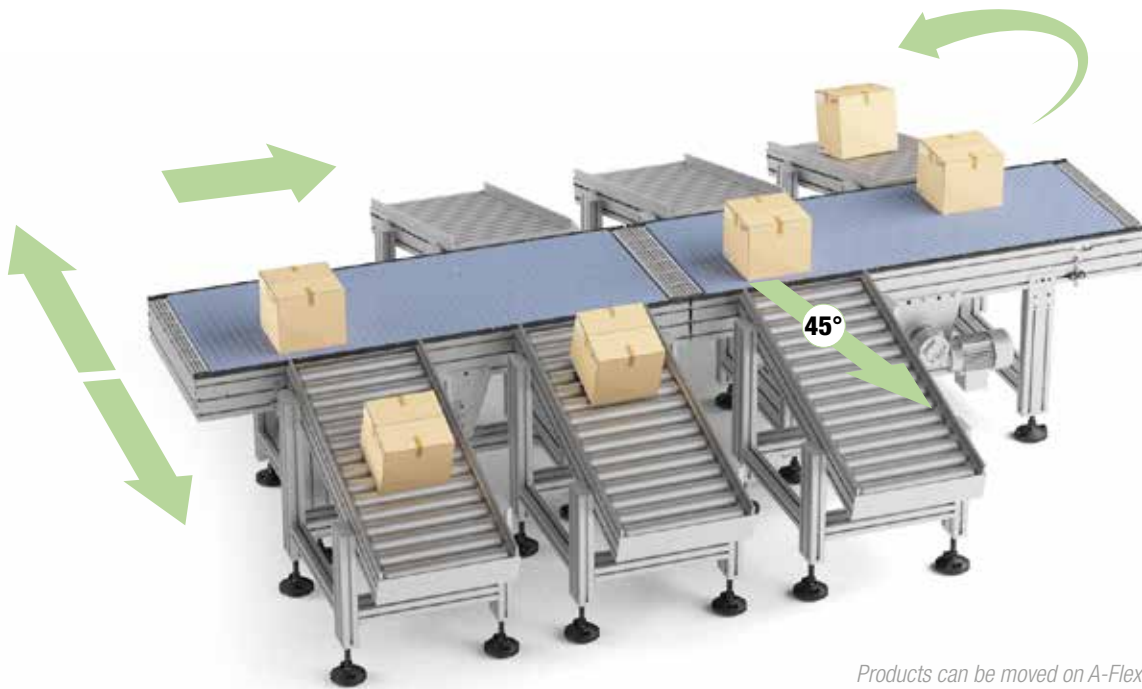
To achieve product outlet perpendicular to the direction of travel, the conveyor belt should be started only when the modular belt does not work.

Inclined Outlet

To achieve a 45-degree inclined outlet, the speed of the conveyor belt must be equal to that of the modular belt. Both must work simultaneously.

Angled Outlet

To achieve an angled outlet without too much delay, the conveyor belt can also be activated while the modular belt is running by gradually reducing its speed. How the speeds are combined will define the width of the output curve.



Products can be moved on A-FlexMove in three different directions: straight ahead, to the left or to the right, depending on the correct output to follow.



examples APPLICATIONS

- Sorting - Inspection
- Sorting and discarding tables
- Measuring, labeling or code reading devices

ROTATION

360° movement


A-FlexMove is a versatile solution, perfect for all situations where products need to be rotated during the production process. Rotation may be required at any stage of processing, up to and including final packing.

Static rotation

Using a rotating plate inside **A-FlexMove**, the product will start rotating. This movement can be obtained by rotating

the plate that, in contact with the balls, will generate the handling of the product. For high-precision rotation, it is recommended starting the plate when **A-FlexMove** is stationary.


To obtain total control of the movement, static rotation is the best solution for rotating the product. On the other hand, this option is also the slowest, as the product must first stop, rotate and then start moving again. This is an optimal solution for every control and management application.



Rotation in continuous motion

Using two conveyor belts positioned in the **A-FlexMove** that move in opposite directions, the product will start to rotate quickly without interrupting the main forward movement.

This solution is ideal for high-speed lines, where it is necessary to rotate products to position them correctly without slowing down production. Rotation speed depends on the combination of speeds between the belts.



examples APPLICATIONS

• Palletizing • Packaging machines • Labeling • Visual inspection


ACCUMULATION AND ACCELERATION

with speed change

Accumulation

Through the use of a conveyor belt positioned in the **A-FlexMove**, products can decelerate and compact as they pass over the modular belt. This solution is ideal for optimizing the product flow, allowing you


to accumulate and group together several pieces. This allows multiple products to be picked simultaneously, facilitating operations such as palletizing at a later stage in the process.



Acceleration

Using a static plate or a belt positioned at the bottom, **A-FlexMove** can accelerate product forward movement while keeping them spaced at an optimal distance. As a result, this facilitates any intermediate

processes, such as code reading, scanning, optical docking or counting. It is the ideal solution for integration with automated systems such as palletizers, in different areas of use.



examples APPLICATIONS

• Palletizing • Packaging machines • Visual inspection

1993

Alutec srl is founded by Giancarlo Maioli.



1996

The **expansion of the profile range** and the increase in production make it necessary to move to a **new location**.



2001

Alutec Service is established to design and implement Custom solutions for industrial automation.



2012

Aluflex new chain conveyor system is introduced.



2016

Alutec Robotics was established to develop and manufacture Cartesian Desktop and Gantry robots.



2020

New Headquarters A 4,000-square-meter headquarters in Reggio Emilia, 100,000 kilograms of aluminium profile sold per month, 60 employees, this is **Alutec**.



2024

Francesca Maioli takes over as Managing Director of Alutec, with a majority shareholding in the company following the donation by the actual president, Giancarlo Maioli.



2024

Alutec holds **ISO 9001 and ISO 14001** certifications, confirming the company's commitment to quality management and environmental sustainability.